

MATHS

9.11.20

MONDAY

- Let's start our first lesson of the week with some counting!
- Starting from 0, count to 20.
- This time count to 20 as you hop on one foot.
- Repeat this with jumping, skipping or whatever movements you fancy!

LANGUAGE FOR THE WEEK

- This week we will be using words to show positions.

under

on

in

next to

beside

behind

between


inside

outside

above

-
- Look at the Little Red Riding Hood scene on the next page.
 - Can you use the words 'next to' to describe the position of a character in the picture?
 - Now use the words we showed you to talk about the other characters. For example, Little Red Riding Hood is next to the bridge.

Let's Talk About... Spatial Awareness



PRACTICE TIME

- Fetch your favourite teddy bear or toy and 2 plastic cups or boxes if you're using a large object.
- Practise putting the bear or toy in different positions. Try to use every word from our language page.



TUESDAY

- Let's start with some more counting to 20!
- Find 20 objects and something to count them onto. In school you would have been throwing beanbags into a hoop, just to give you an idea of what you could do at home.
- Remember to only say the number as you put down or throw the object.

-
- Play [The Monkey Song](#).
 - Play it again, but this time pause the video at “Where’s the monkey?” each time and try to answer the question.
 - Explore the room you are in. Can you describe where different objects are? For example, the plant is on the cupboard.

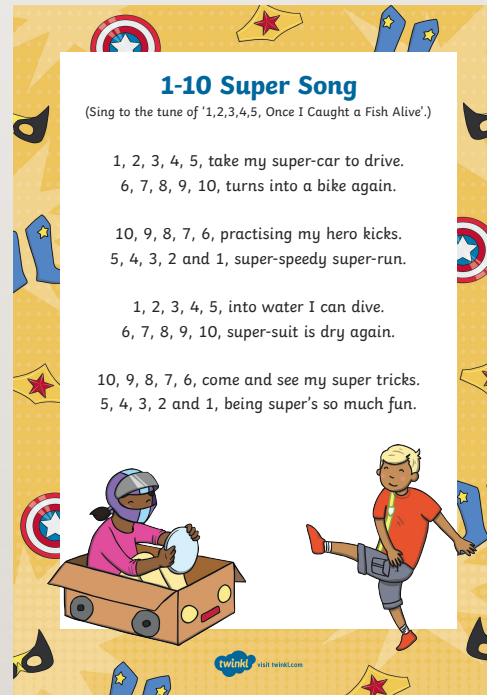


Can you say where the fox is in each of the pictures?



WEDNESDAY

- Today we're going to try counting backwards from 10.
- Here's a song you could use.



1-10 Super Song
(Sing to the tune of '1,2,3,4,5, Once I Caught a Fish Alive')

1, 2, 3, 4, 5, take my super-car to drive.
6, 7, 8, 9, 10, turns into a bike again.

10, 9, 8, 7, 6, practising my hero kicks.
5, 4, 3, 2 and 1, super-speedy super-run.

1, 2, 3, 4, 5, into water I can dive.
6, 7, 8, 9, 10, super-suit is dry again.

10, 9, 8, 7, 6, come and see my super tricks.
5, 4, 3, 2 and 1, being super's so much fun.

The worksheet features illustrations of a girl in a pink superhero suit sitting in a cardboard box car, and a boy in a red superhero suit performing a kick. The background is yellow with various superhero symbols like stars, masks, and shields.

twinkl [visit twinkl.com](https://www.twinkl.com)


PRACTICE TIME

- Look at the picture on the next page.
- Now try to answer these questions.


Positions On the Farm
'Can You Find...?' Poster Instructions

Can you find these things in the picture?

mouse
chicken
duck
cat
pig
dog
cow
bird



Who is next to the pond?
Who is above the barn?
Who is inside the pigsty?
Who is behind the fence?
Who is on top of the tractor?
Who is under the tractor?
Who is on the pond?
Who is in front of the hay bale?

 visit [twinkl.co.uk](https://www.twinkl.co.uk)



twinkl
visit [twinkl.co.uk](https://www.twinkl.co.uk)



THURSDAY

- Today we are going to try to count on from a number. Only count as far as 10 today.
- Can you count on from 7?
- Can you count on from 5?
- Can you count on from any number from 0 to 10?

Put Your Beanbag... Positional Language Song

(Sing to the tune of 'If You're Happy and you Know It'.)



twinkl




Put your beanbag in your hand, in your hand,

Put your beanbag in your hand, in your hand,

Put your beanbag in your hand, for the song that we have planned.

Put your beanbag in your hand, in your hand.



Put your beanbag on your head, on your head,

Put your beanbag on your head, on your head,

Put your beanbag on your head, standing up, look straight ahead.

Put your beanbag on your head, on your head.




Put your beanbag next to you, next to you,

Put your beanbag next to you, next to you,

Put your beanbag next to you, get your friend to do it too.

Put your beanbag next to you, next to you.



Put your beanbag underneath, underneath,

Put your beanbag underneath, underneath,

Put your beanbag underneath, can you cover what's beneath?

Put your beanbag underneath, underneath.



Hold your beanbag up above, up above,

Hold your beanbag up above, up above,

Hold your beanbag up above, singing songs is what we love.

Hold your beanbag up above, up above.



Hold your beanbag down below, down below,

Hold your beanbag down below, down below,

Hold your beanbag down below, can it really touch your toe?

Hold your beanbag down below, down below.



PRACTICE TIME

- Set up an obstacle course.
- Ask your mummy or daddy to challenge you with a set of instructions for the course you have made.
- Remember to use the language we have been learning!

FRIDAY

- Let's start our maths lesson with a fun song! [Count to 20 song](#)
- Did you enjoy that?

-
- Draw a picture of a table.
 - Now give instructions using our positional language. For example, draw a circle under the table.
 - Can you describe your picture to your mummy or daddy?
 - Don't forget to send us pictures of your work.

PRACTICE TIME

- Ask mummy or daddy to hide one of your teddy bears somewhere in your house.
- When you find your bear, say where you found it. Eg. I found the bear under the blanket.
- Challenge time! Can you now hide the bear and give your mummy or daddy clues so they can find it?